

ZORA

Applique.

Struttura in alluminio pressofuso.

Alette interne regolabili per creare diversi effetti di luce.

Possibilità di scegliere la temperatura della luce (3000K, 4000K o 5500K) prima dell'installazione finale dell'applique.

Finitura in bianco, grigio antracite o marrone.

Diffusore in vetro trasparente.

Modulo LED incluso.

Wall light.

Die-cast aluminium structure.




Adjustable internal flaps to create different lighting effects.


Possibility to choose the light temperature (3000K, 4000K or 5500K) before the final installation of the sconce light.

White, grey graphite or brown finish.

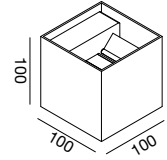
Clear glass diffuser.

LED module included.





LIGHT SOURCE	FINISHED	CODE	CCT	FLUX
LED 2 x 5W 220-240Vac CRI >80 Biemissione Double Emission BEAM min 0° max 115°	 Bianco White	GES1020	3000K 4000K 5500K	405lm 450lm 430lm
	 Grigio antracite Grey graphite	GES1021	3000K 4000K 5500K	282lm 330lm 320lm
	 Marrone Brown	GES1022	3000K 4000K 5500K	282lm 330lm 320lm



LIGHT SOURCE	FINISHED	CODE	CCT	FLUX
LED 2 x 10W 220-240Vac CRI >80 Biemissione Double Emission BEAM min 0° max 115°	 Bianco White	GES1023	3000K 4000K 5500K	830lm 1000lm 950lm
	 Grigio antracite Grey graphite	GES1024	3000K 4000K 5500K	570lm 690lm 670lm
	 Marrone Brown	GES1025	3000K 4000K 5500K	570lm 690lm 670lm

